




Membership Data					
Indicator	Value			January Dashboard	
	Monthly	Rolling 3 month	Rolling 12 month		
				Baptized Members	221
Weekly Avg. Member Attend	86	126	112	Confirmed Members	176
% Member Attending One Worship Event	62	66	66	Households	84
Weekly Avg. Online Views	33	43	50	Members attending one worship event	138

Financial Data			
Indicator	Value	Dashboard Indicator January 2024	
FYTD General Revenue Variance			G: ≥ budget; Y: < <u>budget</u> ; R: < budget & > 5% unfavorable from prior years
FYTD Net Operating Revenue Variance			G: ≥ budget; Y: < <u>budget</u> ; R: < budget & > \$10K unfavorable variance
FYTD Unrestricted Funds			G: ≥ \$40K ; Y: < \$40K ≥ \$20K; R: < \$20K
Debt Reduction	\$8,010	Mortgage Balance: \$764,764	